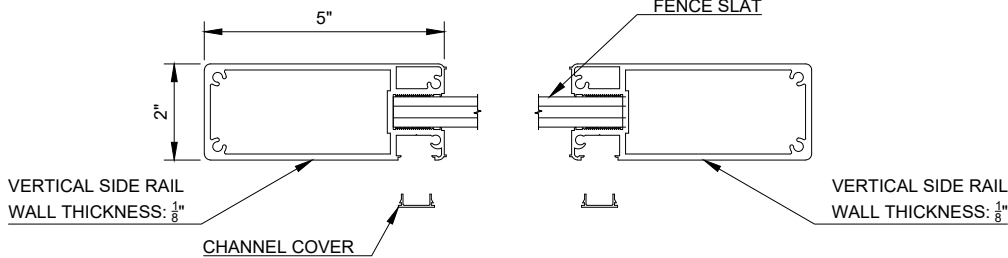
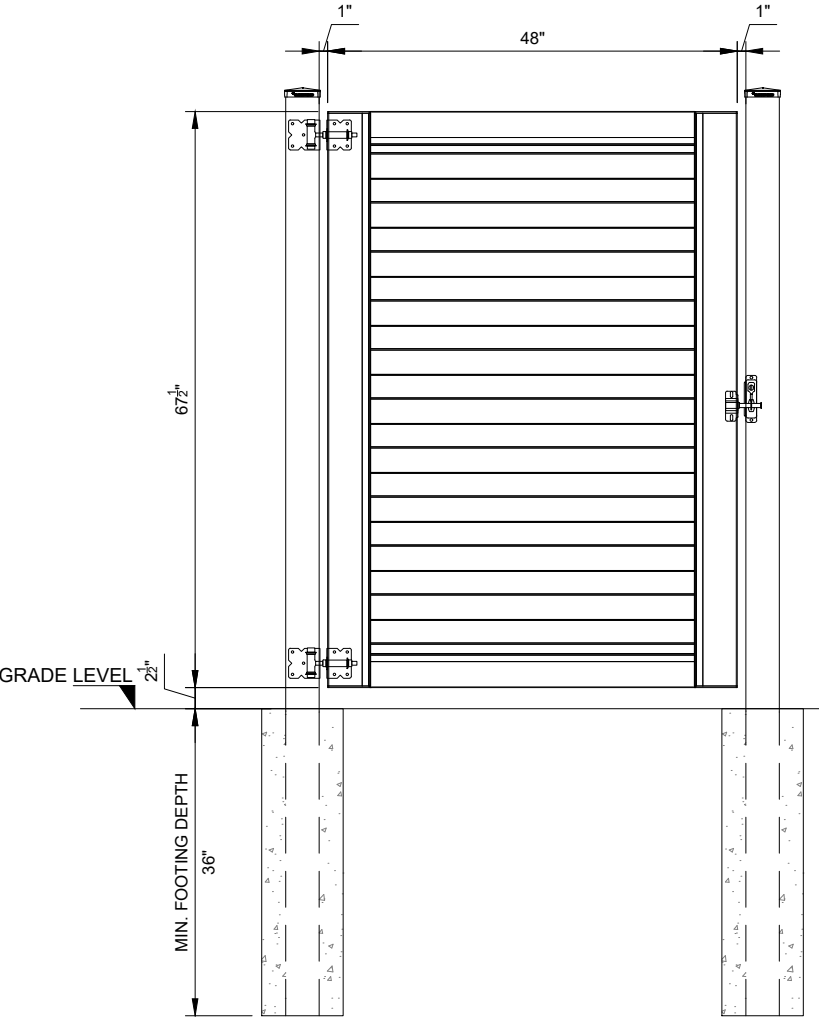
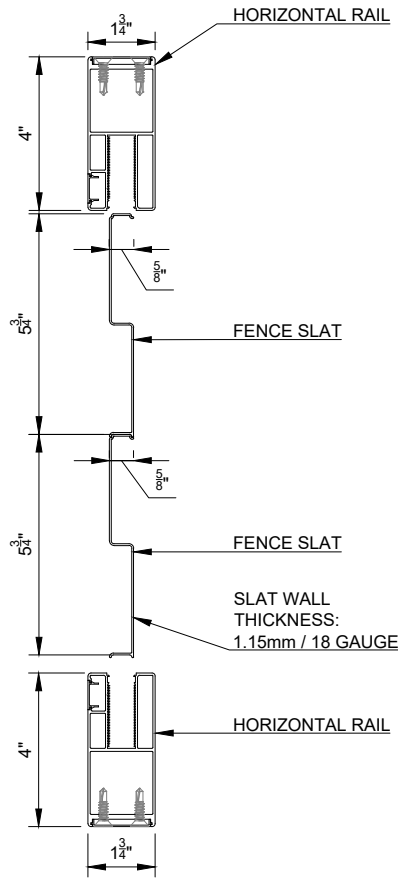


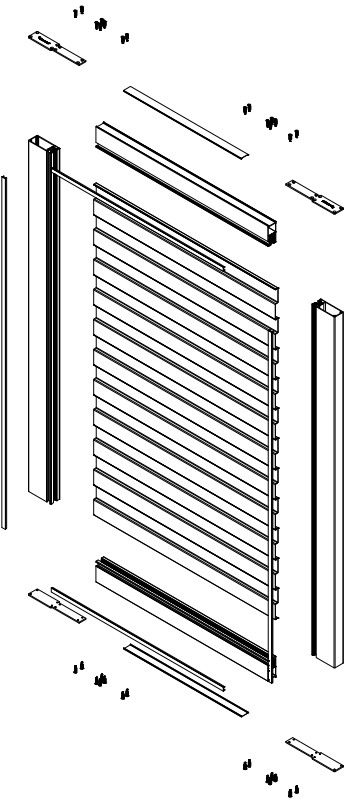
SLEEKFENCE™ ALUMINUM GATE SYSTEM




TOP VIEW



HORIZONTAL VIEW



NOTE: GATE WIDTH AND HEIGHT CAN BE ADJUSTED ONSITE. GATE IS COMPATIBLE WITH PANIC DEVICES AND ANY STANDARD DOOR HARDWARE FOR 2" THICK DOORS.

|   |   |  |
|---|---|--|
| STYLE: SHADOWBOX GATE                             | ALUMINUM: 6063-T6<br>HAS A HIGH RESISTANCE TO FRACTURE AND FATIGUE AND IS VERY STRONG | HIGH QUALITY PRE-ASSEMBLED GATE FOR RESIDENTIAL, COMMERCIAL AND INDUSTRIAL USE   |
| ACTUAL GATE DIMENSIONS:<br>48" WIDE BY 67.5" HIGH | POWDER COATING: QUALICOAT<br>LICENSED APPLICATOR                                      | RATED FOR HURRICANE ZONES (HVHZ)<br>WIND RATINGS AND RESOURCES:<br><a href="https://sleekfence.com/learning-hub/">https://sleekfence.com/learning-hub/</a> |
| FASTENERS: STAINLESS STEEL                        |   | FIRE RATING: ASTM E84 Class A, NON- COMBUSTIBLE  |
| SCALE: NTS  |    |  |

 SLEEKFENCE™

[www.sleekfence.com](https://www.sleekfence.com)

1 855-875-0855

support@sleekfence.com